

## CHAPTER 7

### MEDICAL AND HEALTH

Available information concerning Medical and Health Statistics in Chandigarh is shown in the tables under this section. The figures for the latest available year are shown in greater detail. Corresponding figures for the earlier year are also shown.

Birth rate, Death rate, and Infant Mortality rate (per thousand) Rural, Urban and Combined.

Medical institutions classified by Hospitals and Dispensaries.

Immunization Programme, Voluntary Sterilization Operations and Family welfare Programme.

Progress of Prophylaxies against Nutritional Anaemia in Chandigarh.

Blood Donation Activities in Chandigarh.

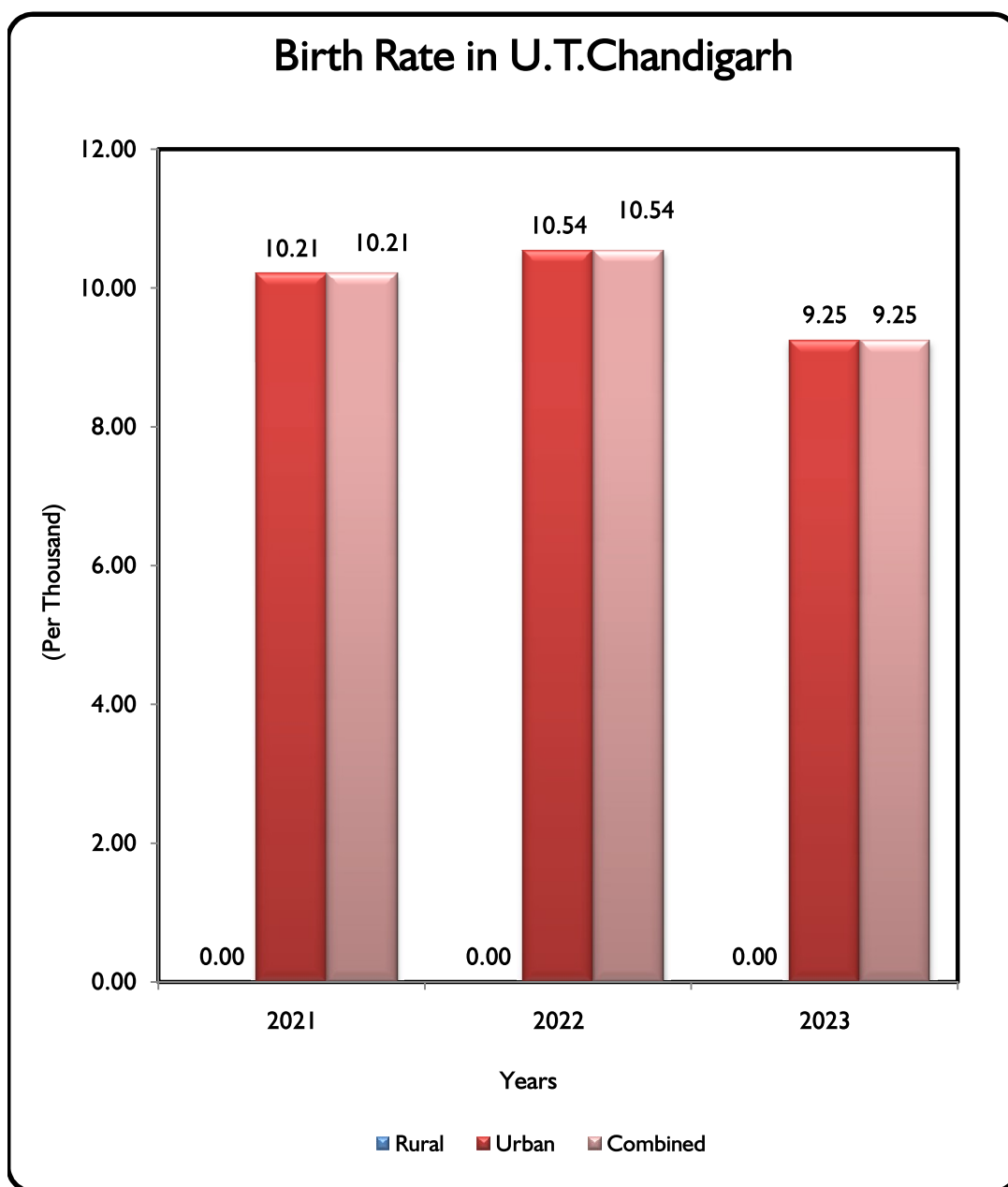
Eyes Donation Activities in Chandigarh.

## VII-MEDICAL AND HEALTH

Table No.7.1

Birth Rate (Rural,Urban & Combined) in respect of Residents of  
U.T. Chandigarh.

BIRTH RATE			
Year	Rural	Urban	Combined
1	2	3	4
2021	0.00	10.21	10.21
2022	0.00	10.54	10.54
2023	0.00	9.25	9.25

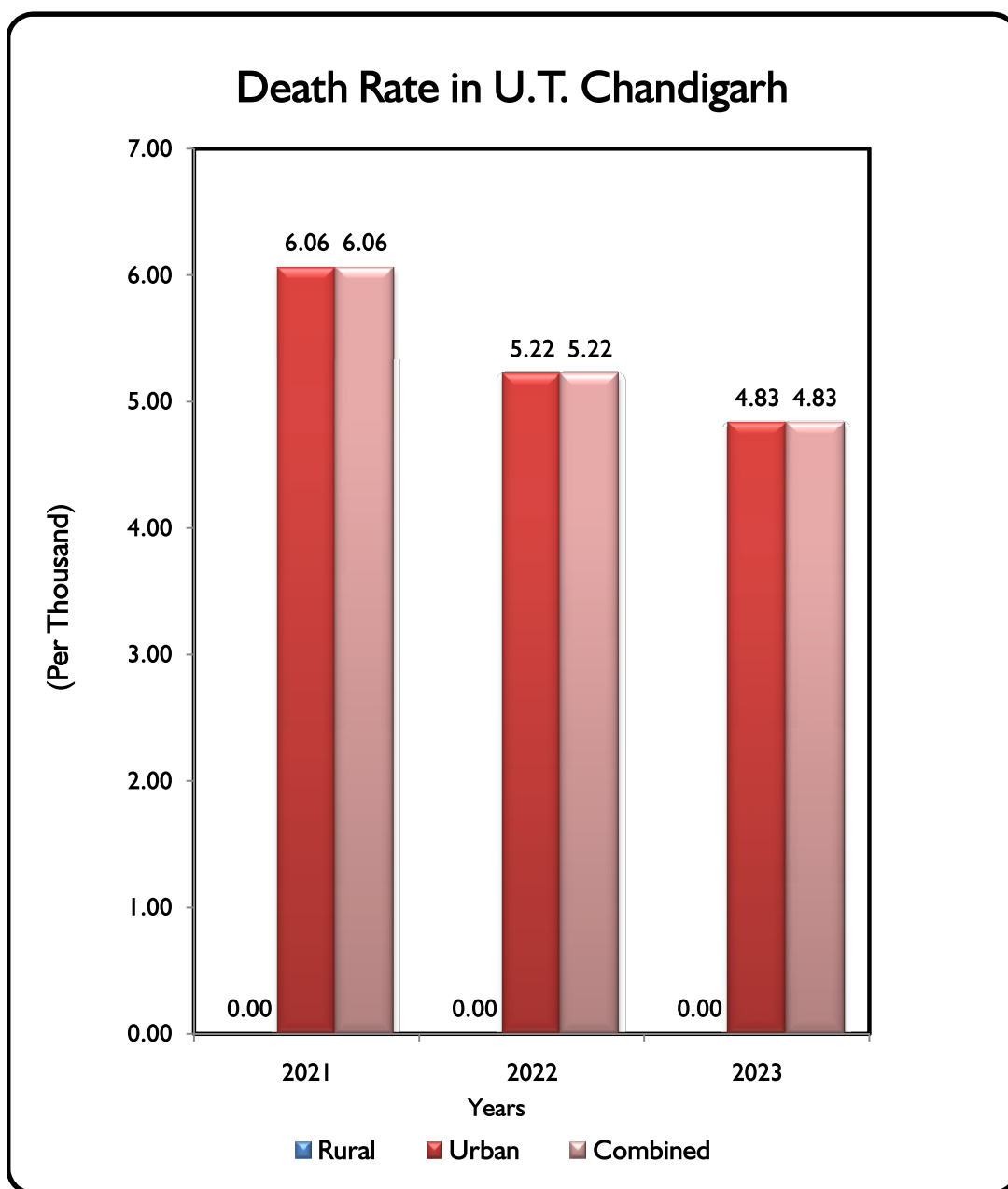


## VII-MEDICAL AND HEALTH

Table No.7.2

Death Rate (Rural,Urban & Combined) in respect of Residents of  
U.T. Chandigarh.

DEATH RATE			
Year	Rural	Urban	Combined
1	2	3	4
2021	0.00	6.06	6.06
2022	0.00	5.22	5.22
2023	0.00	4.83	4.83



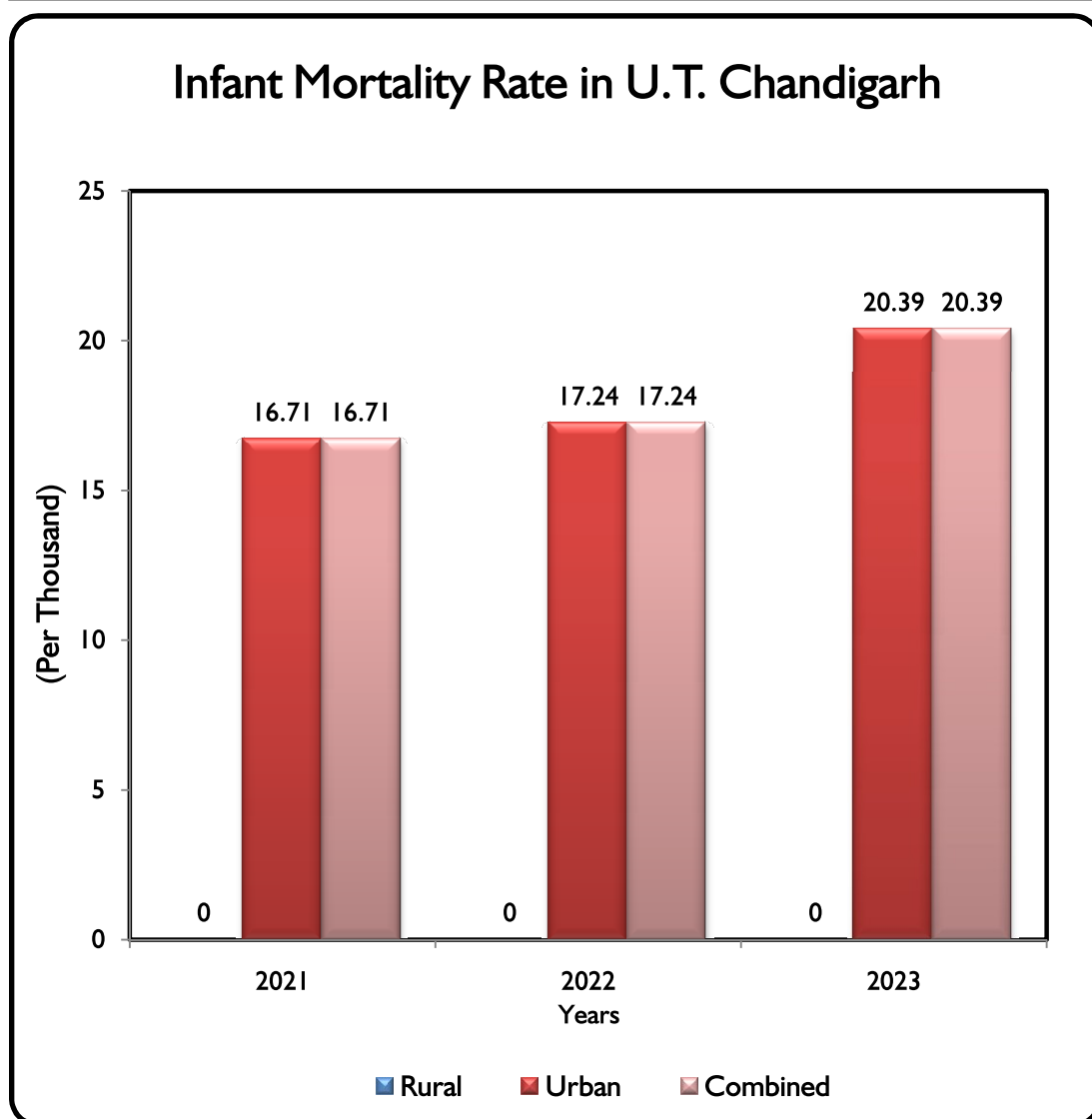
## VII-MEDICAL AND HEALTH

Table No.7.3

Infant Mortality Rate (IMR) (Rural, Urban & Combined) in respect of  
Residents of U.T. Chandigarh.

Thousand per annum.

INFANT MORTALITY RATE			
Year	Rural	Urban	Combined
1	2	3	4
2021	-	16.71	16.71
2022	-	17.24	17.24
2023	-	20.39	20.39



**Note:**

The Birth and Death rates are higher in Urban Area as compared to Rural Area mainly because of fact that the registration under the act is being done by the "Place of Occurrence" of events and vital rates are worked out accordingly.

Source: District Registrar Births & Deaths, U.T. Chandigarh.

## VII-MEDICAL AND HEALTH

Table No.7.4

Medical Institutions classified by Hospitals and Dispensaries.

Items	Unit	(Number)		
		2020-21	2021-22	2022-23
I	2	3	4	5
<u>Allopathic Hospitals</u>	Nos. (Cum)	7	7	7
<u>Beds</u>	"	3712	3693	3729
<u>Allopathic Dispensaries</u>	"			
Rural	"	-	-	-
Urban	"	37	37	47
<u>Ayurvedic Dispensaries</u>	"			
Rural	"	-	-	-
Urban	"	15	15	14
<u>Homoeopathic Dispensaries</u>	"			
Rural	"	-	-	-
Urban	"	17	17	18
<u>Unani Dispensaries</u>	"			
Rural	"	-	-	-
Urban	"	2	2	2

Table No.7.5

Patients Treated in Medical Institutions in Chandigarh.

Year	Indoor-Patients			Outdoor Patients		
	Total	Male	Female	Total	Male	Female
I	2	3	4	5	6	7
2020-2021	127854	63201	64653	2415484	1190221	1225263
2021-2022	172467	88795	83672	2798541	1339508	1459033
2022-2023	212754	107283	105471	5202080	2583177	2618903

Table No.7.6 Immunization Programme, Voluntary Sterilization Operations & Family Welfare Programme.

Item	Unit	2020-21	2021-22	2022-23
I	2	3	4	5
<u>Expectant Mothers (T.T.)</u>	No.	24579	26004	32068
<u>Infant 0-2 years (D.P.T.)</u>	"	17991	17420	21018
<u>Children 3-8 years (D.T.)</u>	"	11740	11656	14116
<u>Vitaman-A</u>	"	42740	45699	55987
<u>Pulse Polio</u>	"	231514	230932	69112
<u>Total Sterilisation Operation of Which</u>	"	1700	2071	3237
a) Vasectomy	"	14	23	34
b) Tubectomy	"	1686	2048	3203
c) Condom	"	1559733	1565833	1619181
d) Oral Pills	"	26766	24857	23767
M.T.P.	"	989	1175	1796
I.U.D.	"	2919	4605	5418

## VII-MEDICAL AND HEALTH

Table No.7.7

### Progress of Prophylaxies against Nutritional Anaemia .

Items	Unit	2020-21	2021-22	2022-23
I	2	3	4	5
<u>CHILDREN</u>	Nos.	1837	2056	2369
<u>EXPECTANT MOTHERS</u>	"	26637	26824	32068

Table No.7.8

### Blood Donation.

Items	Unit	2020-21	2021-22	2022-23
I	2	3	4	5
Blood Doners	Nos.	61311	76439	91053
Males	"	59686	74491	88301
Females	"	1625	1948	2752
Unit Collected	"	61311	76439	91053
Voluntary blood Donation	%	81.07%	71.69%	76.56%
Replacement Blood Donation	%	18.93%	27.01%	23.44%
Whole Blood Transfusion	%	0.92%	0.30%	0.00%
Component Transfusion	%	221.56%	228.61%	191.65%
Platelepheresis Procedure	%	3.55%	4.99%	3.89%

Table No.7.9

### Eyes Donation.

Items	Unit	2020-21*	2021-22	2022-23
I	2	3	4	5
Eyes Doners	Nos.	66	260	265
Males	"	49	183	177
Females	"	17	77	88
Eyes Donation Received	"	132	509	517
Eyes Transplanted	"	113	338	388
No. of Beneficiaries	%	85.61%	66.40%	75.05%

\*Due to COVID-19 Pandemic eye donations were suspended w.e.f. April-2020 to March-2021 in Government Medical College & Hospital, Sector:32, Chandigarh..