

## CHAPTER 7

### MEDICAL AND HEALTH

Available information concerning Medical and Health Statistics in Chandigarh is shown in the tables under this section. The figures for the latest available year are shown in greater detail. Corresponding figures for the earlier year are also shown.

Birth rate, Death rate, and Infant Mortality rate (per thousand) Rural, Urban and Combined.

Medical institutions classified by Hospitals and Dispensaries.

Immunization Programme, Voluntary Sterilization Operations and Family welfare Programme.

Progress of Prophylaxies against Nutritional Anaemia in Chandigarh.

Blood Donation Activities in Chandigarh.

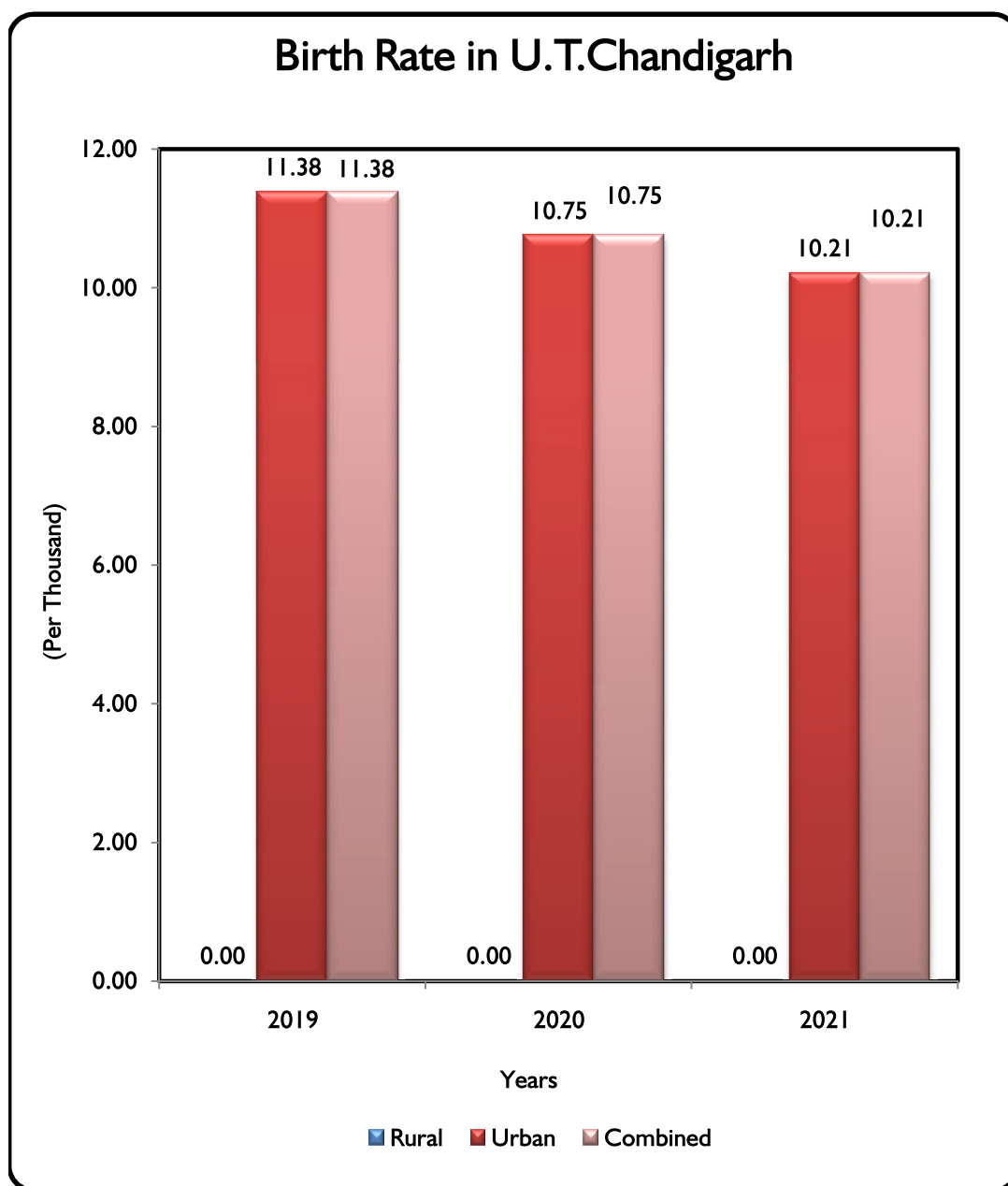
Eyes Donation Activities in Chandigarh.

## VII-MEDICAL AND HEALTH

Table No.7.1

Birth Rate (Rural,Urban & Combined) in respect of Residents of  
U.T. Chandigarh.

BIRTH RATE			
Year	Rural	Urban	Combined
1	2	3	4
2019	0.00	11.38	11.38
2020	0.00	10.75	10.75
2021	0.00	10.21	10.21

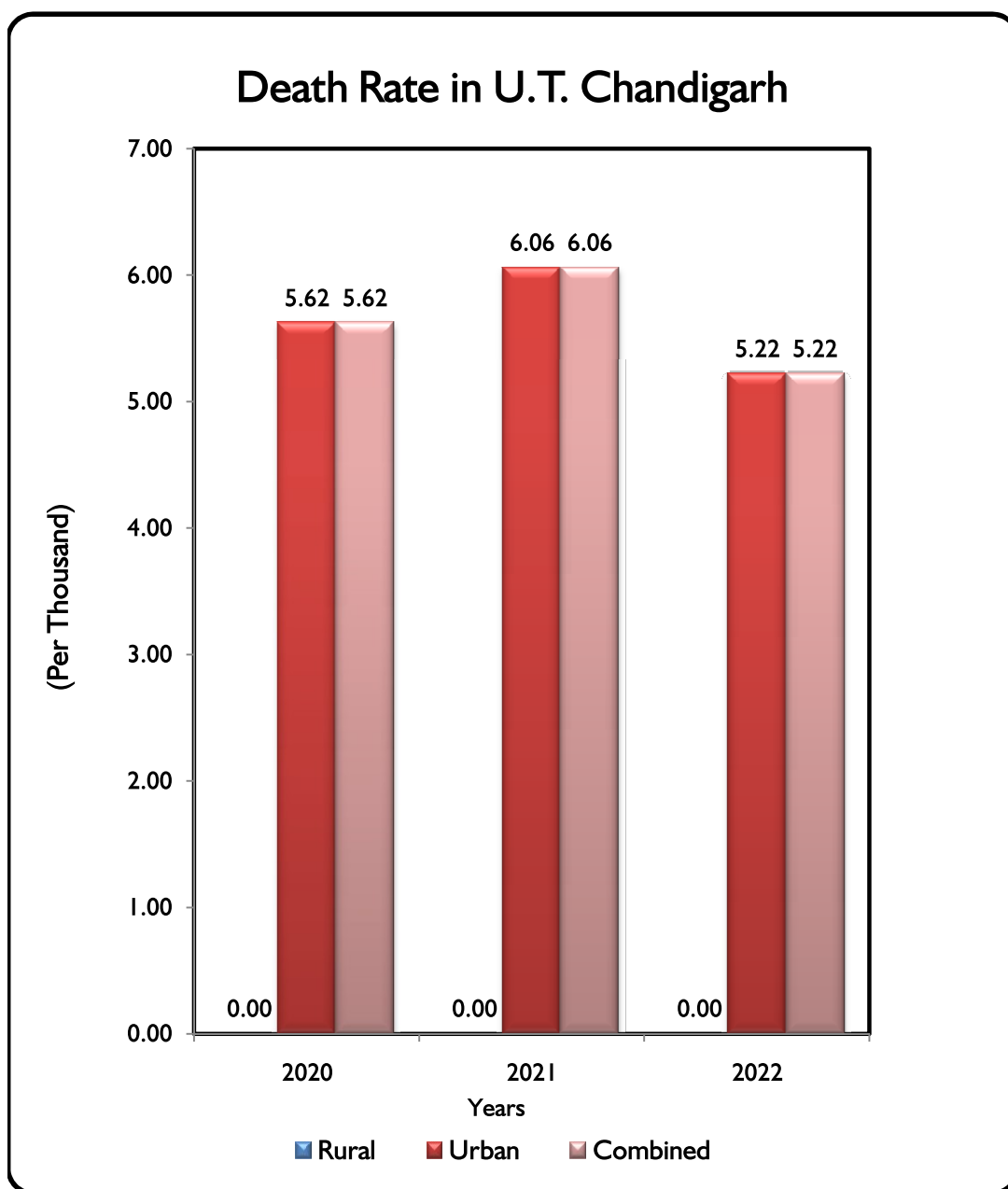


## VII-MEDICAL AND HEALTH

Table No.7.2

Death Rate (Rural,Urban & Combined) in respect of Residents of  
U.T. Chandigarh.

DEATH RATE			
Year	Rural	Urban	Combined
1	2	3	4
2020	0.00	5.62	5.62
2021	0.00	6.06	6.06
2022	0.00	5.22	5.22



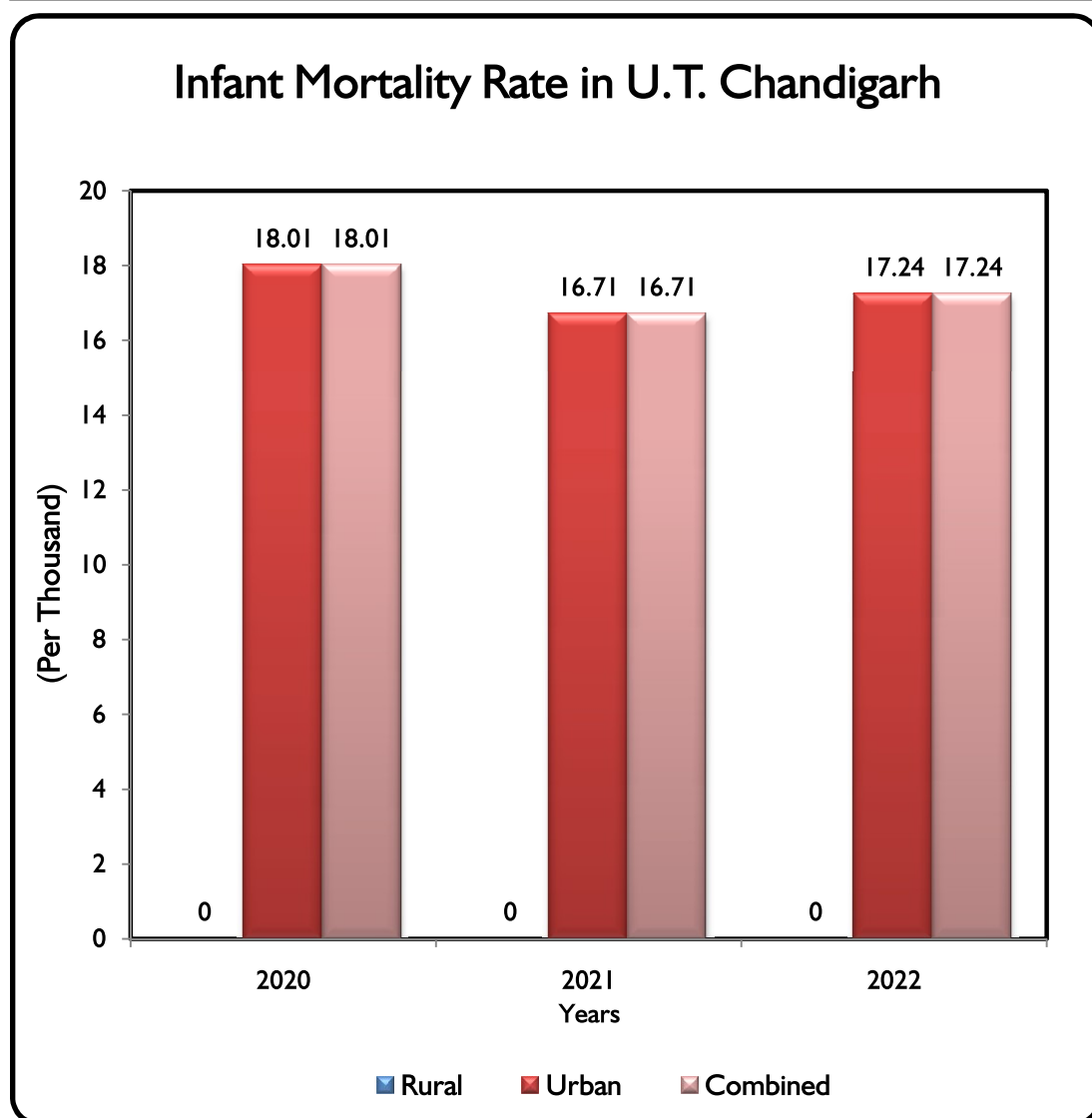
## VII-MEDICAL AND HEALTH

Table No.7.3

Infant Mortality Rate (IMR) (Rural, Urban & Combined) in respect of  
Residents of U.T. Chandigarh.

Thousand per annum.

INFANT MORTALITY RATE			
Year	Rural	Urban	Combined
1	2	3	4
2020	-	18.01	18.01
2021	-	16.71	16.71
2022	-	17.24	17.24



**Note:**

The Birth and Death rates are higher in Urban Area as compared to Rural Area mainly because of fact that the registration under the act is being done by the "Place of Occurrence" of events and vital rates are worked out accordingly.

Source: District Registrar Births & Deaths, U.T. Chandigarh.

## VII-MEDICAL AND HEALTH

Table No.7.4

Medical Institutions classified by Hospitals and Dispensaries.

Items	Unit	(Number)		
		2019-20	2020-21	2021-22
I	2	3	4	5
<u>Allopathic Hospitals</u>	Nos. (Cum)	7	7	7
<u>Beds</u>	"	3313	3712	3693
<u>Allopathic Dispensaries</u>	"			
Rural	"	-	-	-
Urban	"	42	37	37
<u>Ayurvedic Dispensaries</u>	"			
Rural	"	5	-	-
Urban	"	11	15	15
<u>Homoeopathic Dispensaries</u>	"			
Rural	"	8	-	-
Urban	"	11	17	17
<u>Unani Dispensaries</u>	"			
Rural	"	1	-	-
Urban	"	1	2	2

Table No.7.5

Patients Treated in Medical Institutions in Chandigarh.

Year	Indoor-Patients			Outdoor Patients		
	Total	Male	Female	Total	Male	Female
I	2	3	4	5	6	7
2019-2020	228926	112729	116197	6060828	2951911	3108917
2020-2021	127854	63201	64653	2415484	1190221	1225263
2021-2022	172497	88813	83684	2756406	1319714	1436692

Table No.7.6 Immunization Programme, Voluntary Sterilization Operations & Family Welfare Programme.

Item	Unit	2019-20	2020-21	2021-22
I	2	3	4	5
<u>Expectant Mothers (T.T.)</u>	No.	43418	24579	26004
<u>Infant 0-2 years (D.P.T.)</u>	"	20280	17991	17420
<u>Children 3-8 years (D.T.)</u>	"	12315	11740	11656
<u>Vitamin-A</u>	"	46489	42740	45699
<u>Pulse Polio</u>	"	262686	231514	230932
<u>Total Sterilisation Operation of Which</u>	"	3622	1700	2071
a) Vasectomy	"	48	14	23
b) Tubectomy	"	3574	1686	2048
c) Condom	"	1414217	1559733	1565833
d) Oral Pills	"	25875	26766	24857
M.T.P.	"	2333	989	1175
I.U.D.	"	5945	2919	4605

## VII-MEDICAL AND HEALTH

Table No.7.7

### Progress of Prophylaxies against Nutritional Anaemia .

Items	Unit	2019-20	2020-21	2021-22
I	2	3	4	5
<u>CHILDREN</u>	Nos.	3943	1837	2056
<u>EXPECTANT MOTHERS</u>	"	25803	19184	18600

Table No.7.8

### Blood Donation.

Items	Unit	2019-20	2020-21	2021-22
I	2	3	4	5
Blood Doners	Nos.	83165	61311	76439
Males	"	79112	59686	74491
Females	"	4053	1625	1948
Unit Collected	"	83165	61311	76439
Voluntary blood Donation	%	86.91%	81.07%	71.69%
Replacement Blood Donation	%	13.09%	18.93%	27.01%
Whole Blood Transfusion	%	3.04%	0.92%	0.30%
Component Transfusion	%	240.55%	221.56%	228.61%
Platelepheresis Procedure	%	3.89%	3.55%	4.99%

Table No.7.9

### Eyes Donation.

Items	Unit	2019-20	2020-21*	2021-22
I	2	3	4	5
Eyes Doners	Nos.	475	66	260
Males	"	294	49	183
Females	"	181	17	77
Eyes Donation Received	"	940	132	509
Eyes Transplanted	"	478	113	338
No. of Beneficiaries	%	50.85%	85.61%	66.40%

\*Due to COVID-19 Pandemic eye donations were suspended w.e.f. April-2020 to March-2021 in Government Medical College & Hospital, Sector:32, Chandigarh..