

## CHAPTER 7

### MEDICAL AND HEALTH

Available information concerning Medical and Health Statistics in Chandigarh is shown in the tables under this section. The figures for the latest available year are shown in greater detail. Corresponding figures for the earlier year are also shown.

Birth rate, Death rate, and Infant Mortality rate (per thousand) Rural, Urban and Combined.

Medical institutions classified by Hospitals and Dispensaries.

Immunization Programme, Voluntary Sterilization Operations and Family welfare Programme.

Progress of Prophylaxies against Nutritional Anaemia in Chandigarh.

Blood Donation Activities in Chandigarh.

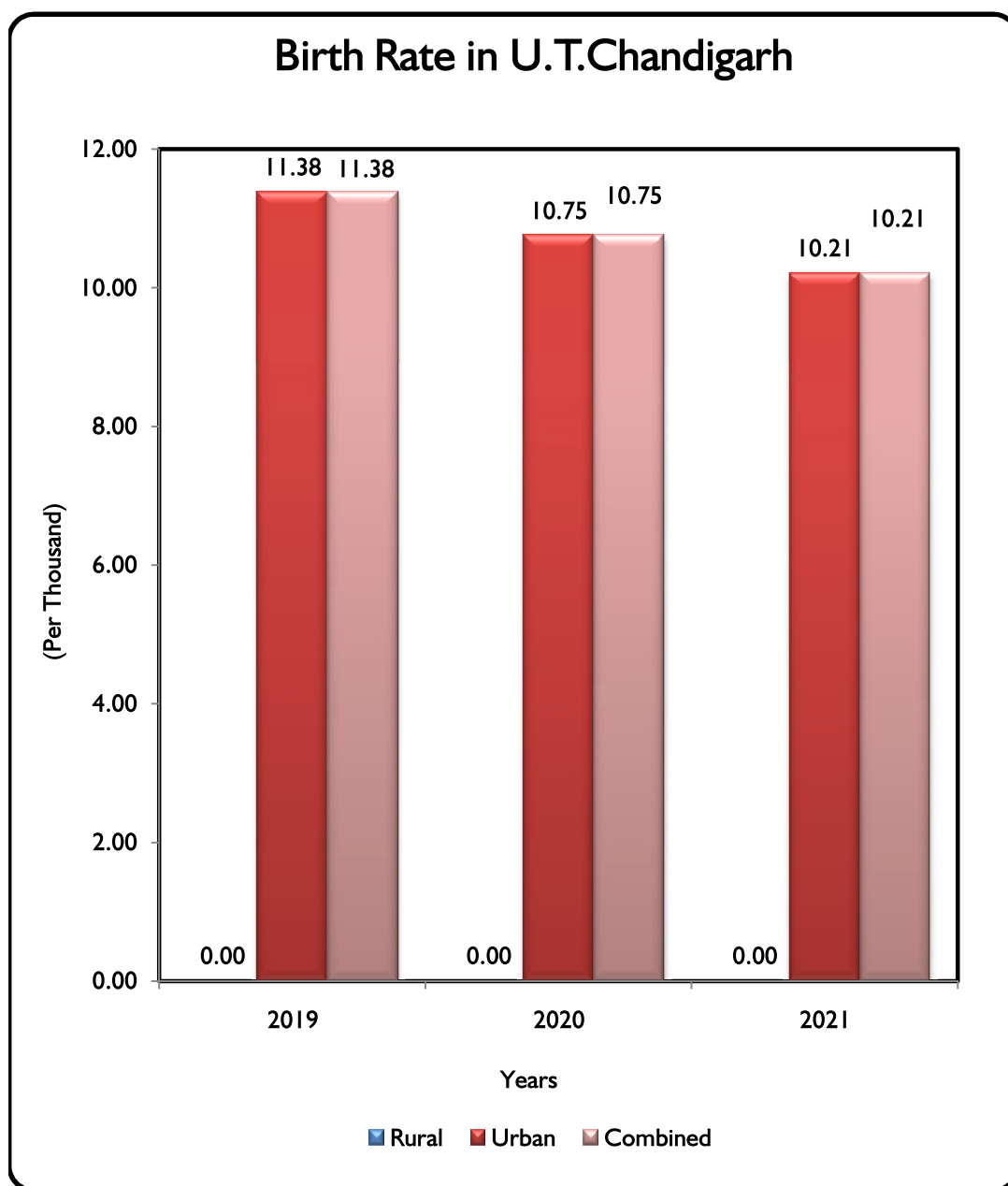
Eyes Donation Activities in Chandigarh.

## VII-MEDICAL AND HEALTH

Table No.7.1

Birth Rate (Rural,Urban & Combined) in respect of Residents of  
U.T. Chandigarh.

BIRTH RATE			
Year	Rural	Urban	Combined
1	2	3	4
2019	0.00	11.38	11.38
2020	0.00	10.75	10.75
2021	0.00	10.21	10.21

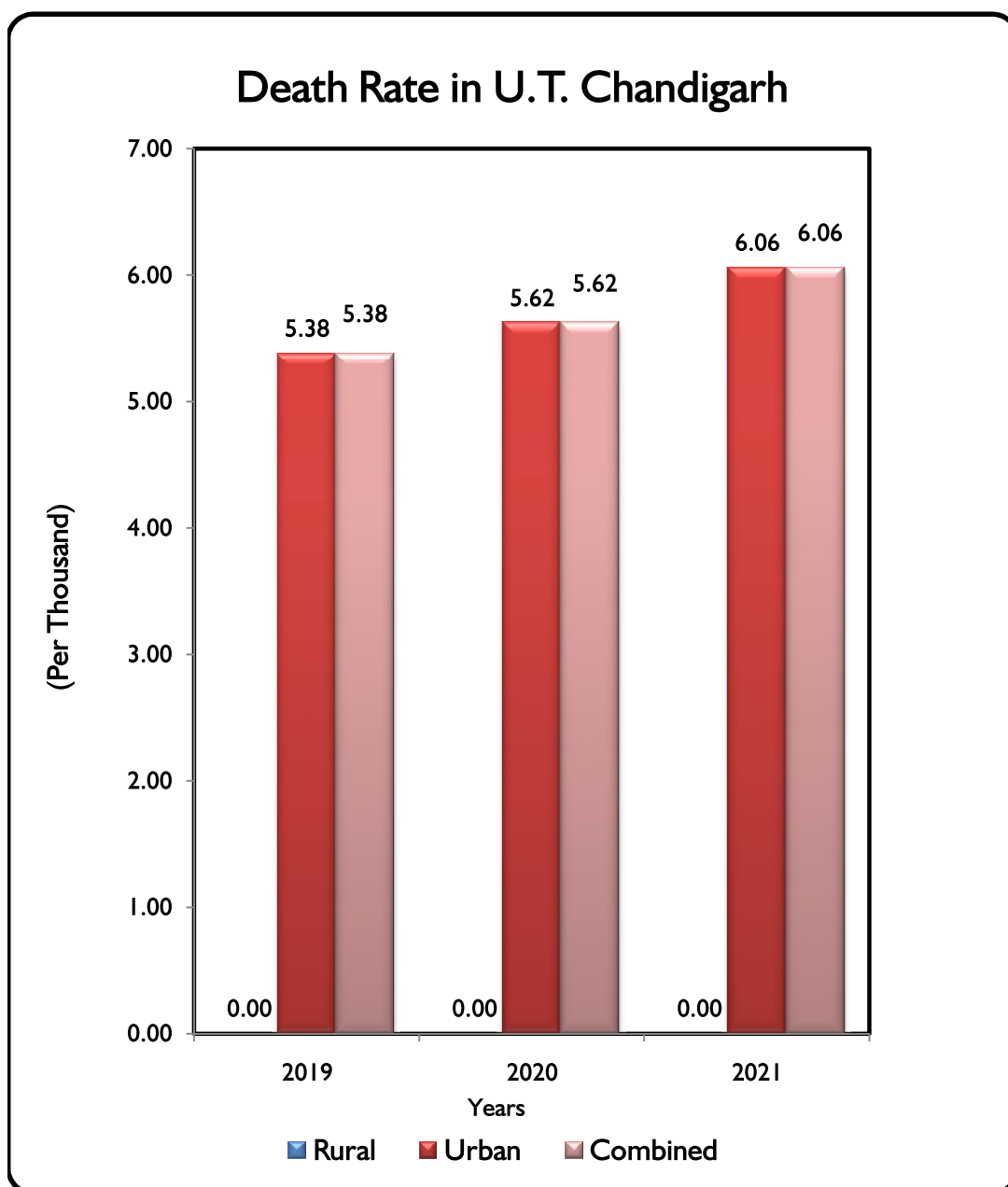


## VII-MEDICAL AND HEALTH

Table No.7.2

Death Rate (Rural,Urban & Combined) in respect of Residents of  
U.T. Chandigarh.

DEATH RATE			
Year	Rural	Urban	Combined
1	2	3	4
2019	0.00	5.38	5.38
2020	0.00	5.62	5.62
2021	0.00	6.06	6.06



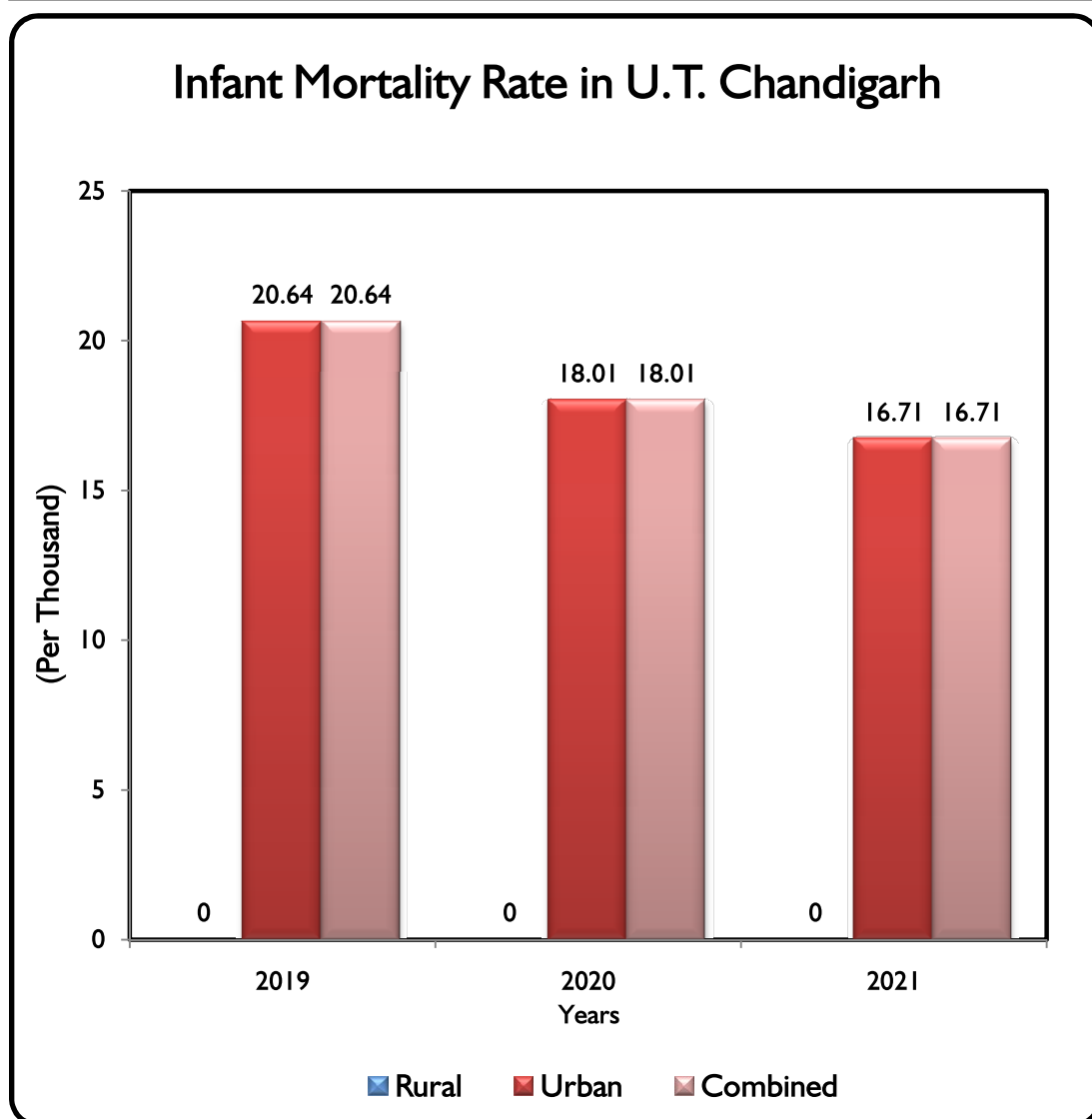
## VII-MEDICAL AND HEALTH

Table No.7.3

Infant Mortality Rate (IMR) (Rural,Urban & Combined) in respect of  
Residents of U.T. Chandigarh.

Thousand per annum.

INFANT MORTALITY RATE			
Year	Rural	Urban	Combined
1	2	3	4
2019	-	20.64	20.64
2020	-	18.01	18.01
2021	-	16.71	16.71



**Note:**

The Birth and Death rates are higher in Urban Area as compared to Rural Area mainly because of fact that the registration under the act is being done by the "Place of Occurrence" of events and vital rates are worked out accordingly.

Source: District Registrar Births & Deaths, U.T. Chandigarh.

## VII-MEDICAL AND HEALTH

Table No.7.4

Medical Institutions classified by Hospitals and Dispensaries.

Items	Unit	(Number)		
		2018-19	2019-20	2020-21
I	2	3	4	5
<u>Allopathic Hospitals</u>	Nos. (Cum)	7	7	7
<u>Beds</u>	"	3382	3313	3712
<u>Allopathic Dispensaries</u>	"			
Rural	"	-	-	-
Urban	"	43	42	37
<u>Ayurvedic Dispensaries</u>	"			
Rural	"	5	5	-
Urban	"	10	11	15
<u>Homoeopathic Dispensaries</u>	"			
Rural	"	5	8	-
Urban	"	11	11	17
<u>Unani Dispensaries</u>	"			
Rural	"	1	1	-
Urban	"	1	1	2

Table No.7.5

Patients Treated in Medical Institutions in Chandigarh.

Year	Indoor-Patients			Outdoor Patients		
	Total	Male	Female	Total	Male	Female
I	2	3	4	5	6	7
2018-2019	230198	114169	116029	5969216	2912170	3057046
2019-2020	228926	112729	116197	6060848	2951931	3108917
2020-2021	127842	63201	64641	2425484	1190221	1235263

Table No.7.6 Immunization Programme, Voluntary Sterilization Operations & Family Welfare Programme.

Item	Unit	2018-19	2019-20	2020-21
I	2	3	4	5
<u>Expectant Mothers (T.T.)</u>	No.	44217	43418	24579
<u>Infant 0-2 years (D.P.T.)</u>	"	20645	20280	17991
<u>Children 3-8 years (D.T.)</u>	"	12991	12315	11740
<u>Vitaman-A</u>	"	51859	46489	42740
<u>Pulse Polio</u>	"	267285	223686	231514
<u>Total Sterilisation Operation of Which</u>	"	3454	3622	1700
a) Vasectomy	"	42	48	14
b) Tubectomy	"	3412	3574	1686
c) Condom	"	1726855	1414217	1559733
d) Oral Pills	"	26796	25875	26766
M.T.P.	"	2163	2333	989
I.U.D.	"	6620	5945	2919

## VII-MEDICAL AND HEALTH

Table No.7.7

### Progress of Prophylaxies against Nutritional Anaemia .

Items	Unit	2018-19	2019-20	2020-21
I	2	3	4	5
<u>CHILDREN</u>	Nos.	3829	3943	1837
<u>EXPECTANT MOTHERS</u>	"	23506	25803	18600

Table No.7.8

### Blood Donation.

Items	Unit	2018-19	2019-20	2020-21
I	2	3	4	5
Blood Doners	Nos.	81835	83165	61311
Males	"	76821	79112	59686
Females	"	5014	4053	1625
Unit Collected	"	81835	83165	61311
Voluntary blood Donation	%	90.39%	86.91%	81.07%
Replacement Blood Donation	%	9.61%	13.09%	18.93%
Whole Blood Transfusion	%	3.88%	3.04%	0.92%
Component Transfusion	%	229.45%	240.55%	221.56%
Platelepheresis Procedure	%	3.55%	3.89%	3.55%

Table No.7.9

### Eyes Donation.

Items	Unit	2018-19	2019-20	2020-21*
I	2	3	4	5
Eyes Doners	Nos.	558	475	66
Males	"	331	294	49
Females	"	227	181	17
Eyes Donation Received	"	1113	940	132
Eyes Transplanted	"	585	478	113
No. of Beneficiaries	%	52.56%	50.85%	85.61%

\*Due to COVID-19 Pandemic eye donations were suspended w.e.f. April-2020 to March-2021 in Government Medical College & Hospital, Sector:32, Chandigarh.